



4141 MacArthur Blvd. • Newport Beach, CA 92660
 800-854-7256 • Fax 800-411-9722 • glidewell.com

SPECIAL RX OFFER*

- Carefully package your case, including this Rx, and tape box securely closed.
- To schedule shipping pickup, call us at **800-854-7256**.
- Please allow five working days in lab.
- Buy \$500 worth of BruxZir restorations and receive a free BruxZir Shade Guide.

Offer expires July 31, 2021. *Price does not include shipping or applicable taxes. Maximum one free BruxZir Shade Guide per account. Not valid with any other offer. Promotion valid for new case submissions only. Rx must be enclosed with case submission. If multiple cases are required to reach the \$500 total, all cases must be sent together at the same time.

BruxZir®
SHADE GUIDE

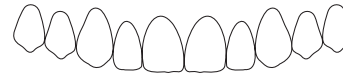


Dr. Name _____ Acct. # _____
 Address _____ City/State/ZIP _____
 Patient ID/Name _____ Male Female Age _____
 First Last
 Deliver by 5 p.m. on _____ Call before starting case
 Enclosed with case: Impressions Bite Models Articulator Shade Tab D-Wax
 Pre-Op Models Photos

BRUXZIR RESTORATIONS

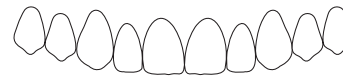
- BruxZir Full-Strength** (1,150 MPa)
 NEW! BruxZir Esthetic (870 MPa)

FINAL CERAMIC SHADE



Indicate Shade Here _____

PRESENT TOOTH OR STUMP SHADE



Indicate Shade Here _____

OCCLUSAL STAINING

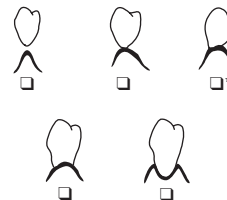
- Light** Med Dark None

INCISAL SHAPE INSTRUCTIONS



- Rounded Squared Pointed

RESTORATION PONTIC DESIGN



**Standard unless specified otherwise

SCREW-RETAINED RESTORATIONS AND CUSTOM IMPLANT ABUTMENTS

- NEW!** BruxZir Esthetic (870 MPa) (w/ Ti-Base) Gold-Tone Titanium Abutment
 BruxZir Full-Strength (1,150 MPa) (w/ Ti-Base)** Zirconia w/ Ti-Base
 Titanium Abutment** Prepare existing abutment

See reverse for implant systems supported

SELECT RESTORATION TYPE

- Crown Splinted Crowns Bridge

CONTOUR AND OCCLUSION DESIGN

- Embrasures: Closed** Open
 Occlusion: Light** Ideal Open _____ mm Out
 Contacts: Broad & Tight** Pinpoint Light

ABUTMENT MARGIN DESIGN



- Shoulder for all-ceramic** Chamfer for PFM/BruxZir**

ABUTMENT EMERGENCE PROFILE

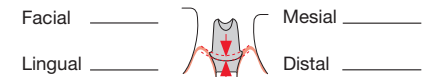


- Surgical placement Tissue displacement No tissue displacement

PARALLEL ABUTMENTS

- No Yes (indicate which abutments will have restorations splinted together for insertion)

ABUTMENT MARGIN DEPTH

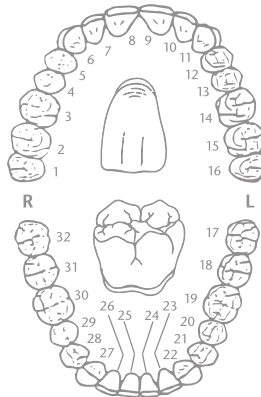


If left blank, default values will be used

WEB Rx

Indicate implant system _____
 Indicate implant size _____ mm
 (if applicable)

NOTE:
 Please send a study model on all work involving anterior teeth.



Free Shade Guide



Exp. 07/31/2021

Signature _____
 License # _____ Date _____

Submission of this Rx constitutes agreement with limited warranty terms and conditions. See reverse for details.

TERMS AND WARRANTY INFORMATION



All Restorations Made in the USA

We honor VISA, MASTERCARD, AMEX and DISCOVER.

TERMS: Cost of collection of any account will be paid by the customer. All accounts are payable within 30 days of statement date. *Accounts not paid within the stated terms will be subject to COD status and a late charge of 2 percent of the unpaid balance.* Prices subject to change without notice. Rx must be enclosed with original case submission.

NO-FAULT REMAKE POLICY: Glidewell Laboratories is pleased to process all remakes or adjustments at no additional charge if requested within the warranty period and accompanied by the return of the original appliance.

LIMITED WARRANTY/LIMITATION OF LIABILITY. For warranty terms and conditions and limitation of liability, visit glidewell.com/policies-and-warranties.



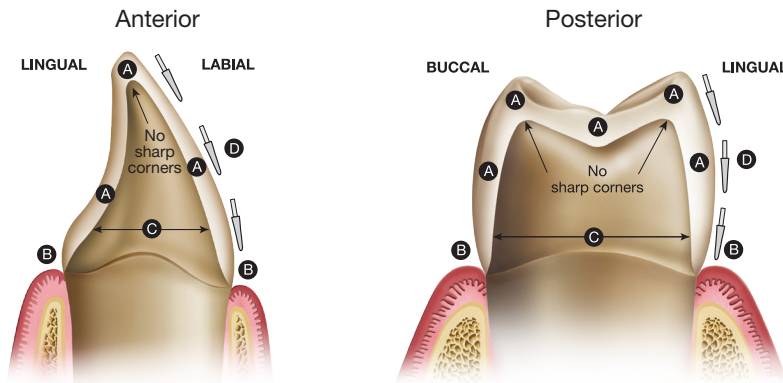
• **BruxZir Restorations**



• **Custom Abutments**

All rush cases must be prescheduled by calling **800-944-7874** before the case is shipped. Time of pickup and delivery may affect turnaround time.

PREPARATION GUIDELINES



BruxZir Esthetic

- A. 1.25 mm ideal reduction (0.7 mm minimum)
- B. Chamfer or modified shoulder margins preferred
- C. Axial walls must be convergent (avoid undercuts)
- D. Preparation should be cut in three planes
- E. To achieve optimal impression quality, gingival retraction is necessary for preparations with subgingival or equigingival margins

BruxZir Full-Strength

- A. 1.0 mm ideal reduction (0.5 mm minimum)
- B. Chamfer or shoulder margins preferred. Feather-edge OK
- C. Axial walls must be convergent (avoid undercuts)
- D. Preparation should be cut in three planes
- E. To achieve optimal impression quality, gingival retraction is necessary for preparations with subgingival or equigingival margins

FLAT-RATE PRICE ON CUSTOM ABUTMENTS AND SCREW-RETAINED CROWNS IS AVAILABLE FOR THE FOLLOWING IMPLANT SYSTEMS

BIOMET 3i™
Certain®

CAMLOG®
SCREW-LINE

DENTSPLY Implants
ANKYLOS® C/X
ASTRA TECH Implant System®
ASTRA TECH Implant System® EV

Glidewell Direct
Hahn™ Tapered Implant System
Inclusive® Tapered Implant System

HIOSSEN®
HG System

MegaGen
AnyRidge® Implant System

Nobel Biocare
Brånemark System® RP
NobelActive®
NobelReplace®

Straumann®
Bone Level
Tissue Level

Zimmer Dental
Screw-Vent®

Restorations for the implant systems above are fabricated using components manufactured by Prismatic Dentalcraft, Inc. Prices may vary for other implant systems due to the need for original equipment manufacturer (OEM) components. Inclusive is a registered trademark of Prismatic Dentalcraft, Inc. Hahn Tapered Implant is a trademark of Prismatic Dentalcraft, Inc. All other trademarks are property of their respective owners.